

The screenshot shows the ILS Navigator Client interface. At the top, there's a browser window title 'ILS Navigator Client v8.15 : Macbook ILS : [mode-Z]' and a menu bar with 'Help', 'Web', 'Connect', 'Logout', 'Contact', 'Web', 'Mail', 'DataPeds', 'Business', 'WebPack', and 'OOO'. Below the browser window is a navigation bar with icons for home, search, and other functions.

The main content area is titled 'Contact Marketing' and is divided into several sections:

- MY: -** A table showing performance metrics for 'Calls', 'Orders', and 'Sales' for 'Today', 'Yesterday', 'This Week', 'Last Week', 'This Month', and 'Last Month'.
- ALL: -** A similar table showing overall performance metrics for 'Calls', 'Orders', and 'Sales' for the same time periods.
- Dashboard:** A section for 'Current Node: 001: Route 1 - Downtown - (Living)'. It includes a 'Call List' field with a 'Change' button and several action links: 'Query Call List', 'Activate Call List', 'Create Call List', 'Execute Call List', and 'Release Call List'. Below this is a section for 'Active Call List Indicators' with fields for 'List Description', 'Inter-Activated', 'Total Calls', 'Already Called', and 'Total Remaining'.
- Reports:** Two columns of report links under 'Call Lists' and 'General'.
- File Maintenance:** A column of links for managing contact lists.
- Administration and Control:** A column of links for system administration tasks.

Slide 1

Slide notes: We discuss how to make a new Call List. A Call List can be used for Contact Marketing, i.e. to call Contacts.

The screenshot shows the IIS Navigator Client interface for 'Macbook IIS'. The main window title is 'IIS Navigator Client vs.15 : Macbook IIS : [mode-Z]'. The browser address bar shows 'http://localhost:8080/...'. The page content is titled 'Contact Marketing' and features a 'Dashboard' section.

Dashboard Data:

MY: -	Calls	Orders	Sales
Today	195	84	11,550.00
Yesterday	84	42	5,210.00
This Week	409	182	24,990.00
Last Week	442	215	26,820.00
This Month	1517	1071	144,310.00
Last Month	1395	735	134,150.00

ALL: -	Calls	Orders	Sales
Today	429	239	44,200.00
Yesterday	230	150	24,940.00
This Week	2334	1344	367,340.00
Last Week	2040	1250	303,390.00
This Month	9840	4294	1,475,200.00
Last Month	9540	2940	1,400,000.00

Dashboard Controls:

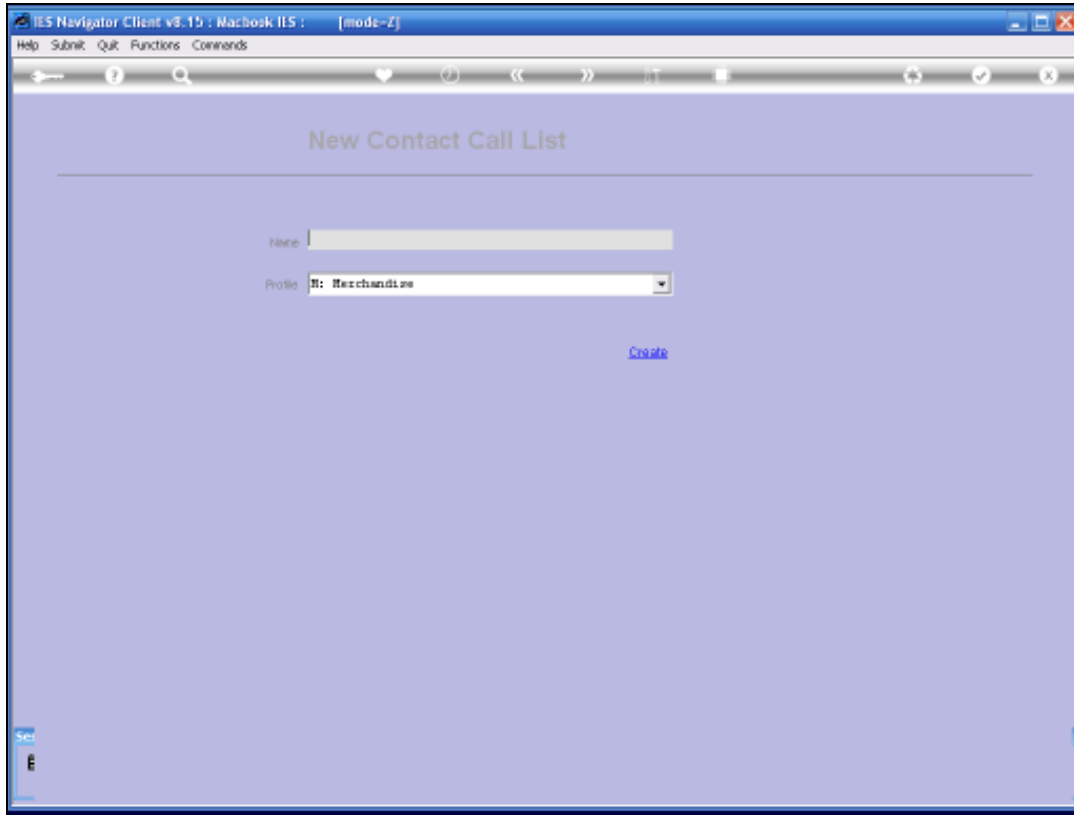
- Current Node: 001: Route 1 - Downtown (Conting)
- Call List: [Input Field] [Change](#)
- Links: [Query Call List](#), [Activate Call List](#), [Create Call List](#), [Execute Call List](#), [Release Call List](#)
- To Open a Single Contact: [On Demand Contact](#)
- Active Call List Indicators: [Form Fields]
- Total Orders: [Form Field]
- Weekly Order: [Form Field]
- Total Revenue: [Form Field]

Navigation and Reports:

- Reports: Call Lists, General
- File Maintenance: General Contact Master, Maintain Contact Master, Contact Master, New Call List, Call List Master, Settings
- Administration and Control: Data, Tasks: Submit New, Tasks: Perform, Tasks: Edit, Tasks: List/Active, Tasks: Check Progress, Local

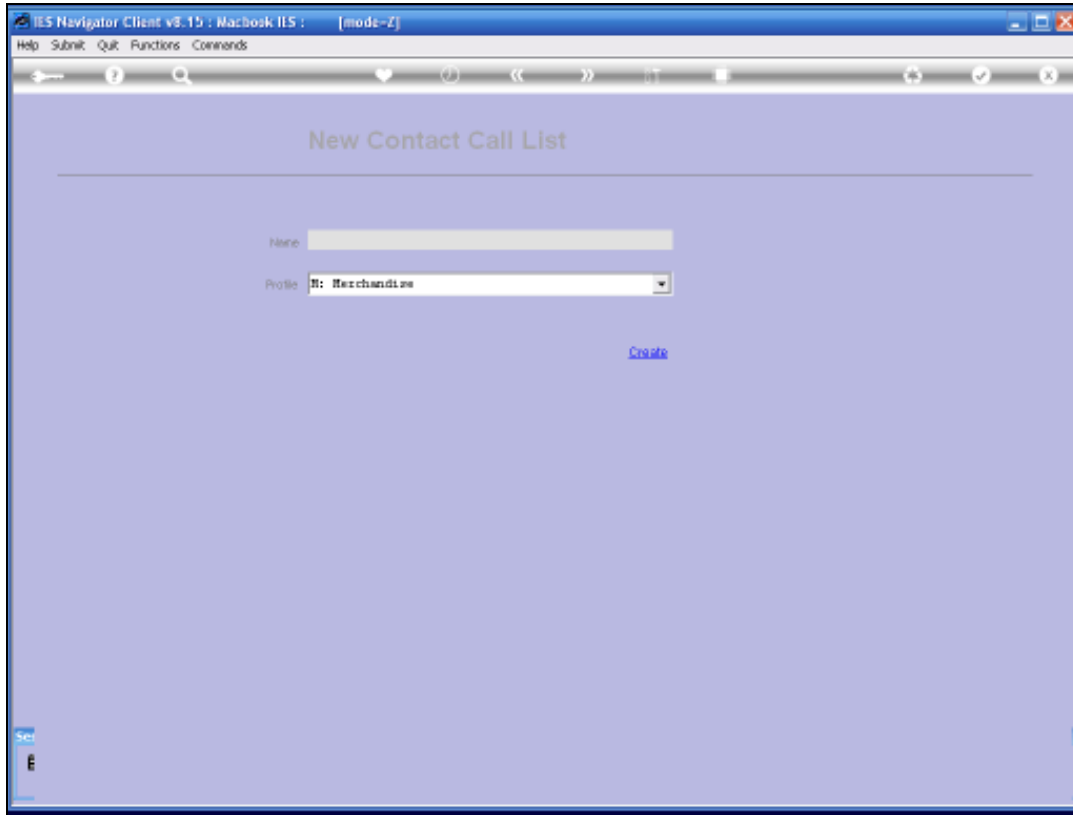
Slide 2

Slide notes:



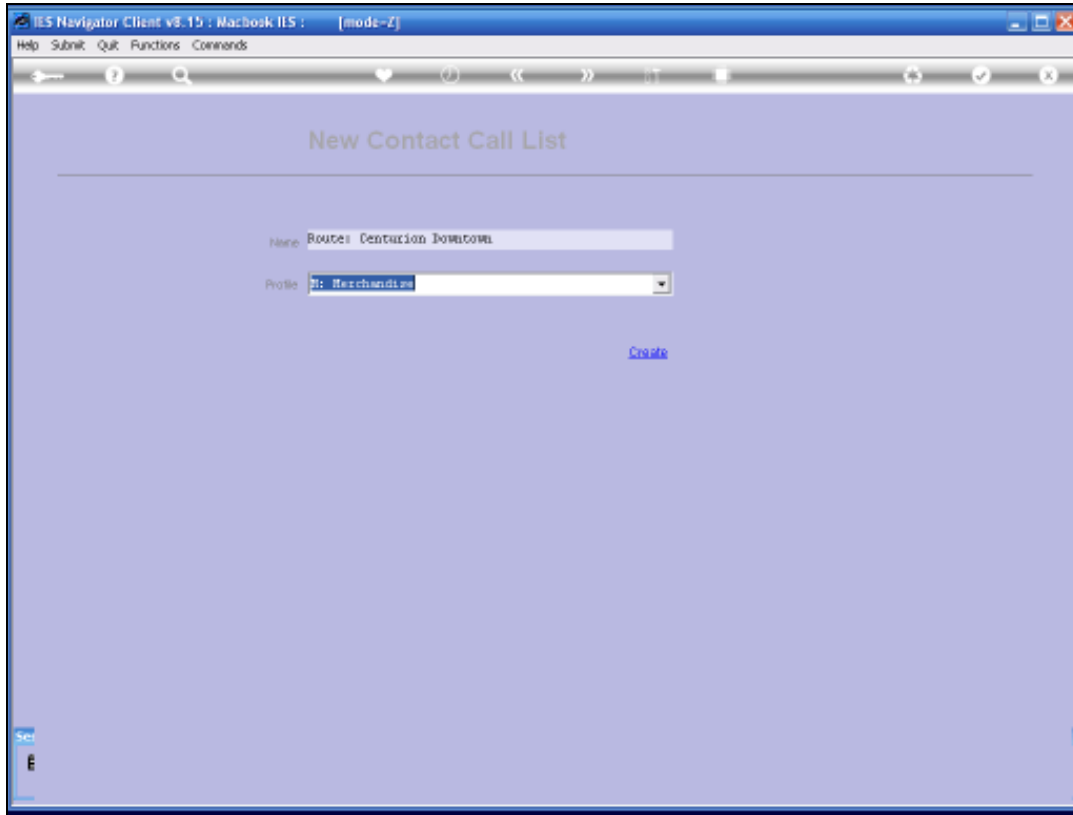
Slide 3

Slide notes: A Call List gets a Name to recognize it by.



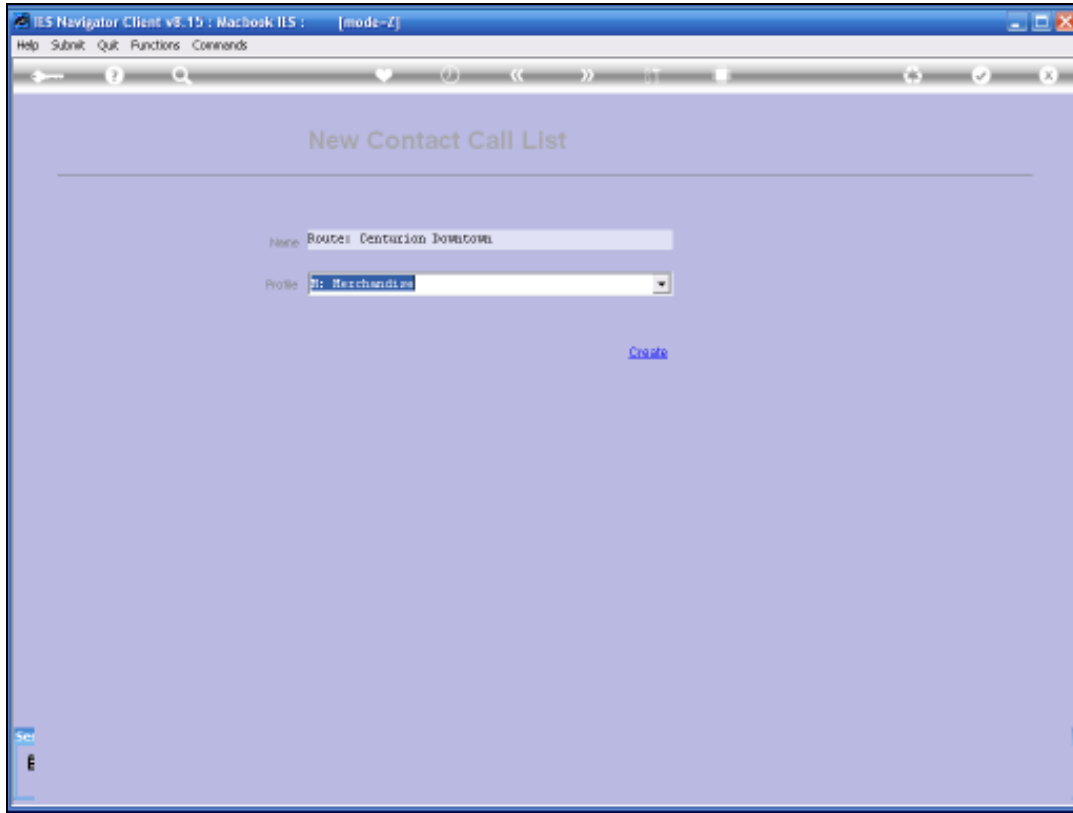
Slide 4

Slide notes:



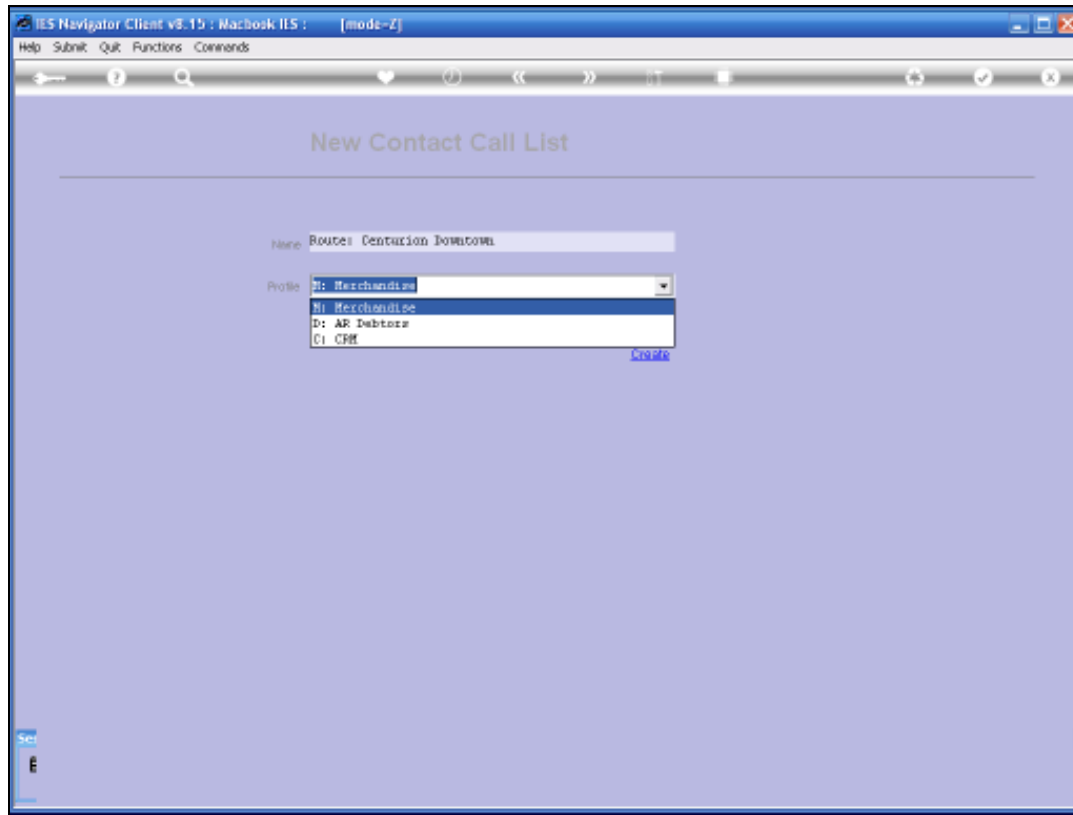
Slide 5

Slide notes:



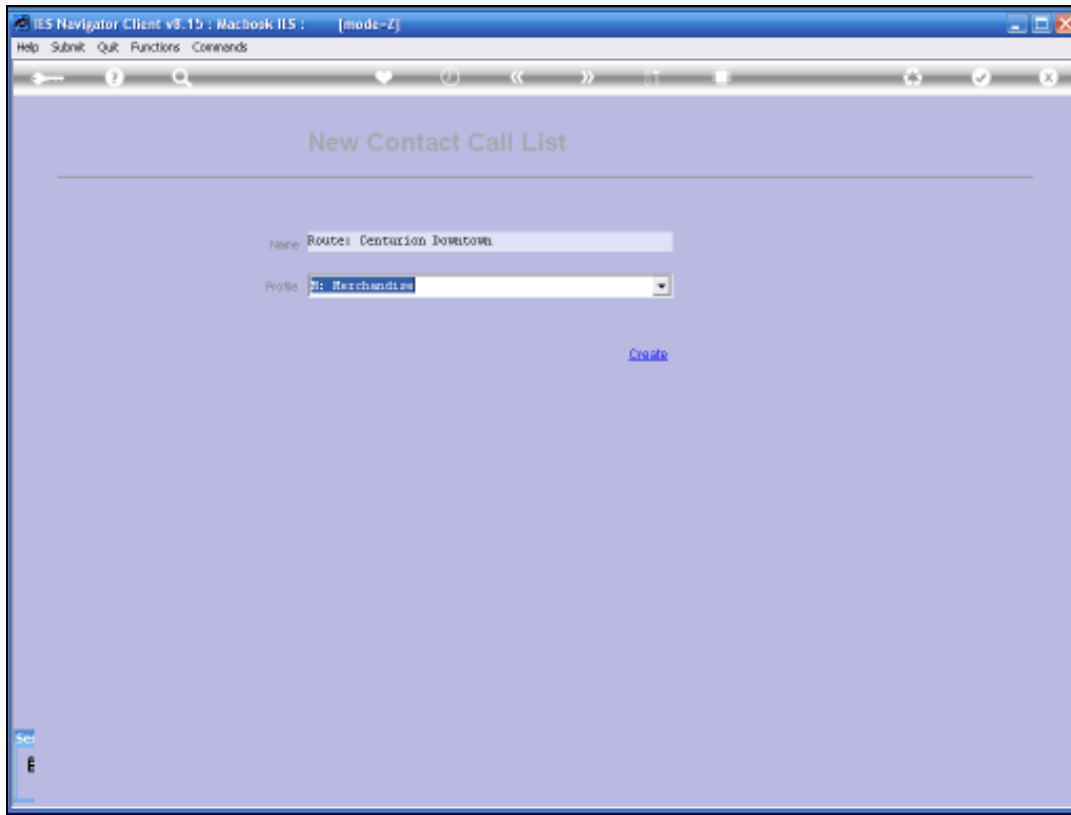
Slide 6

Slide notes:



Slide 7

Slide notes: We choose a Call List Profile, i.e. the type of Contacts that will be included on this Call List.



Slide 8

Slide notes: And then we choose CREATE. That is all there is to it. Once the Call List has been created, we can work with it, include contacts, etc.

The screenshot shows the ILS Navigator Client interface. At the top, there's a browser window with the address bar showing 'http://localhost:8080/ilsnavigator/ilsnavigator/Default.aspx?BusinessPath=...'. The main content area is titled 'Contact Marketing' and features a 'Dashboard' section. On the left, there are two summary tables: 'MY:' and 'ALL:'. The 'MY:' table shows data for 'Calls', 'Orders', and 'Sales' across different time periods (Today, Yesterday, This Week, Last Week, This Month, Last Month). The 'ALL:' table shows similar data for all users. The 'Dashboard' section includes a 'Current Node' dropdown set to '981: Route 1 - Downtown (Dining)', a 'Call List' input field with a 'Change' button, and several action links: 'Query Call List', 'Activate Call List', 'Create Call List', 'Execute Call List', and 'Release Call List'. Below this, there's an 'Active Call List Indicators' section with fields for 'List Description when activated', 'Total Dates', 'Already Called', and 'Total Remaining'. At the bottom, there are four main menu categories: 'Reports: Call Lists', 'Reports: General', 'File Maintenance', and 'Administration and Control', each with a list of sub-links.

	Calls	Orders	Sales
Today	195	84	11,550.00
Yesterday	84	42	5,210.00
This Week	609	482	48,990.00
Last Week	482	335	38,820.00
This Month	4517	1871	344,310.00
Last Month	3395	135	554,150.00

	Calls	Orders	Sales
Today	479	838	44,390.00
Yesterday	836	850	38,860.00
This Week	2334	1840	267,340.00
Last Week	3848	3260	283,390.00
This Month	9848	4284	605,280.00
Last Month	5648	2940	489,680.00

Slide 9

Slide notes:

The screenshot displays the ILS Navigator Client interface for 'Macbook ILS'. The main section is titled 'Contact Marketing' and features a 'Dashboard' for 'Route 1 - Downtown (Dunwo)'.

MY: -

	Calls	Orders	Sales
Today	195	84	11,550.00
Yesterday	84	42	5,210.00
This Week	409	182	24,990.00
Last Week	442	215	26,825.00
This Month	1517	1071	166,309.00
Last Month	1395	735	154,159.00

ALL: -

	Calls	Orders	Sales
Today	429	239	44,200.00
Yesterday	230	150	24,960.00
This Week	2134	1164	367,340.00
Last Week	1946	1260	301,300.00
This Month	9848	4294	1,675,200.00
Last Month	5640	2940	1,000,000.00

Dashboard Details:

- Current Route: 981: Route 1 - Downtown (Dunwo)
- Call List: [Empty field] [Change](#)
- Links: [Query Call List](#), [Activate Call List](#), [Create Call List](#), [Execute Call List](#), [Release Call List](#)
- To Open a Single Contact: [On Demand Contact](#)
- Active Call List Indicators: [Empty field]
- Call Description when activated: [Empty field]
- Total Orders: [Empty field]
- Weekly Order: [Empty field]
- Total Revenue: [Empty field]

Navigation and Reports:

- Reports: Call Lists**
 - [Call List Master](#)
 - [Call List Detail](#)
 - [Contact on Call List](#)
 - [Contact not on Call List](#)
 - [Contact on multi Call List](#)
- Reports: General**
 - [Contact Master](#)
 - [Contact Master/Events](#)
 - [Contact Master/Events and Non-Calls](#)
- File Maintenance**
 - [General Contact Master](#)
 - [Maintain Contact Master](#)
 - [Contact Master/Events](#)
 - [New Call List](#)
 - [Call List Master](#)
 - [Settings](#)
- Administration and Control**
 - [Disk](#)
 - [Tasks: Submit New](#)
 - [Tasks: Perform](#)
 - [Tasks: Edit](#)
 - [Tasks: List/Active](#)
 - [Tasks: Check Progress](#)
 - [Local](#)

Slide 10

Slide notes: