

IES Consolidator: Overview

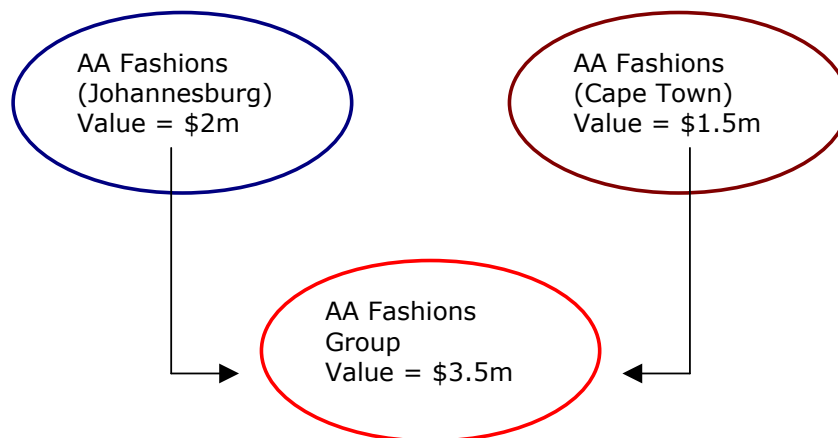
Purpose

The purpose of this Document is to provide an overview of the IES Consolidator, explain what it is, and to introduce the Consolidator User Manuals.

Introduction

IES Business is an Accounting and Business Information management system that is used to process the Business Accounts and other information of an Enterprise, and 1 or more of these set ups may be present on a Server (Computer). Each of these set ups will be called a DataMart in IES.


The IES Consolidator is also a set up as just described, is also a DataMart as just described, but it's purpose is to process and report on Consolidated Business Units. In other words, just like in a normal Business DataMart one would produce a Balance Sheet, P&L and other Reports, one would do the same in a Consolidation DataMart. The difference though, is that the Consolidation DataMart may be dynamically constructed on demand to represent the Consolidated View of 1 or many Business Units (or Companies).

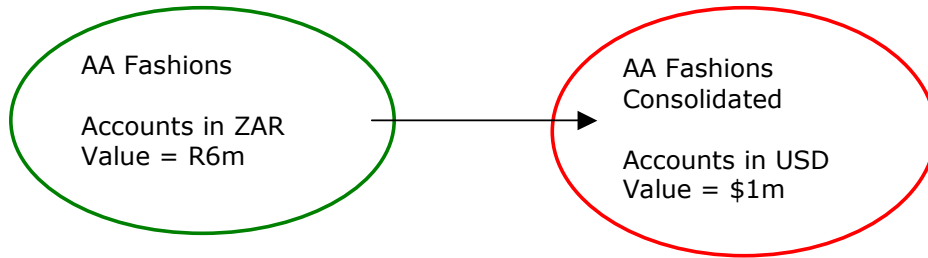


Consolidations can be done in many ways, but in a simple Consolidation we could say that AA Fashions Group (Consolidated) represents the total value of AA Fashions Johannesburg **PLUS** AA Fashions Cape Town.

Consolidator is a Reporting Unit

The Consolidator is a Reporting Unit, and may derive it's underlying reporting Ledger(s) from 1 or many other Business Units. In it's simplest form, we could see the Consolidator as an 'arms length' Reporter for a single Enterprise, i.e. to produce Report Views that are simply 'another view' of the Base Business Unit, i.e. reporting in a different way or in a different Currency, without affecting the Accounts in the underlying Business Unit.

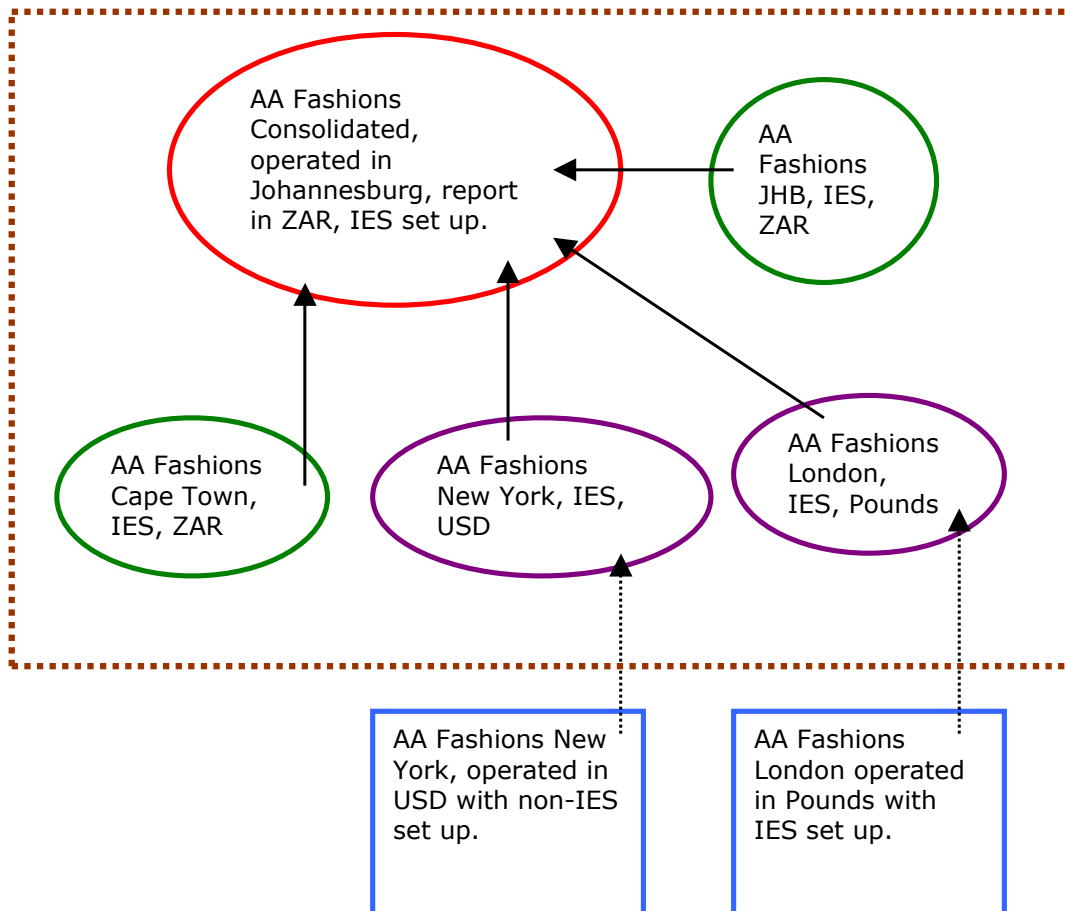
Have you used your IES  today?




In this representation, the Consolidator is used to produce Reports of AA Fashions in USD rather than the standard Currency (ZAR) that AA Fashions is operated in. Additionally, some adjustment journals that alter the results may be present in AA Fashions Consolidated, i.e. to provide adjusted results of AA Fashions without affecting the Accounts in AA Fashions.

Hint: USD Reports can also be produced directly in the ZAR DataMart, but this is simply an example of how the Consolidator can be used.

Consolidator for Multiple Business Units

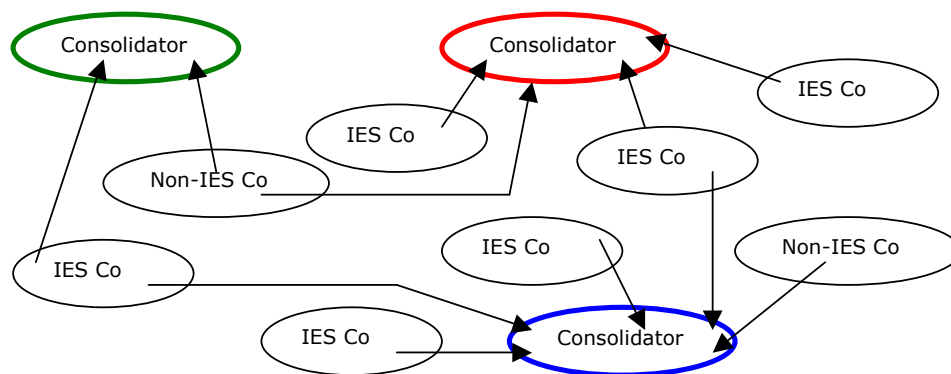


Have you used your IES  today?


In the above representation, we may note the following points: -

- ❑ Construction of a Consolidation is always based on 1 or more DataMarts on the same Server where the Consolidator is executed. (This is denoted above by the **BROWN** border.)
- ❑ The above Consolidation feeds from DataMarts that are set up in IES (in the above example, this is represented by the 2 **GREEN** and the 2 **PURPLE** DataMarts).
- ❑ The Consolidation may be performed in a specified Currency (the **RED Consolidation** Datamart is in ZAR) that is not necessarily the same as all of the FEEDER DataMarts (AA Fashions in Cape Town and Johannesburg are ZAR – **green**, whereas New York is in USD and London is in Pounds – **purple**).
- ❑ The Consolidator may include results from any number of Enterprises that do not use IES. In the above example, New York is using some different Accounting system, but not IES.
- ❑ The Consolidator may include results from Enterprises that operate from different Servers in different parts of the world. In the above example, London and New York provide Trial Balances that are electronically fed into IES DataMarts on the current Server before the Consolidation is performed.

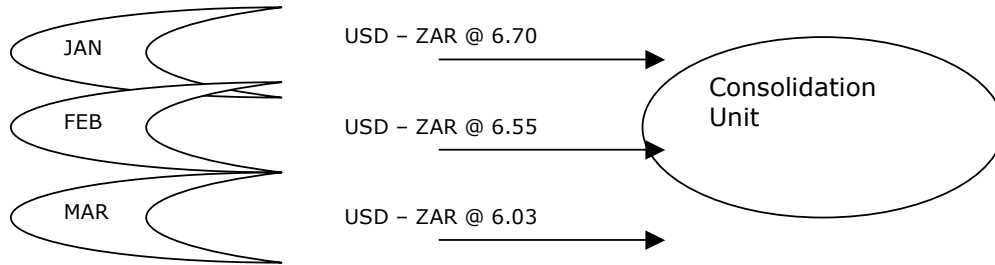
Any Number of Consolidators may be present on a Server



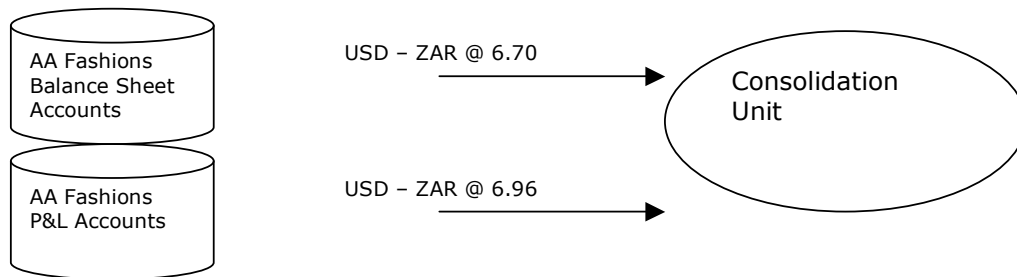
Above we show that any number of Business DataMarts and any number of Consolidator DataMarts may operate on a Server, and that any IES DataMart may feed more than 1 Consolidator DataMart.

Have you used your IES  today?

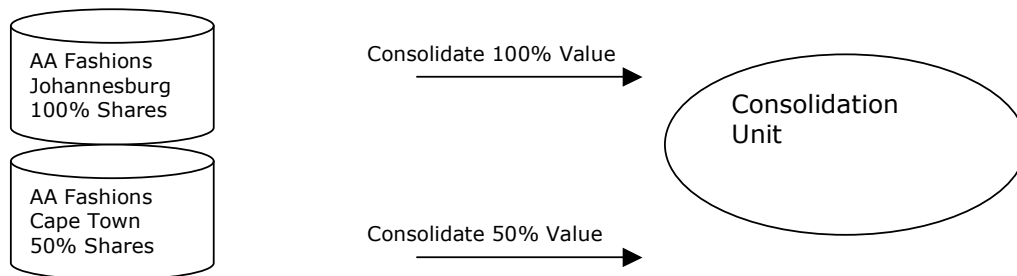
Consolidator supports variable Exchange Rates by Period



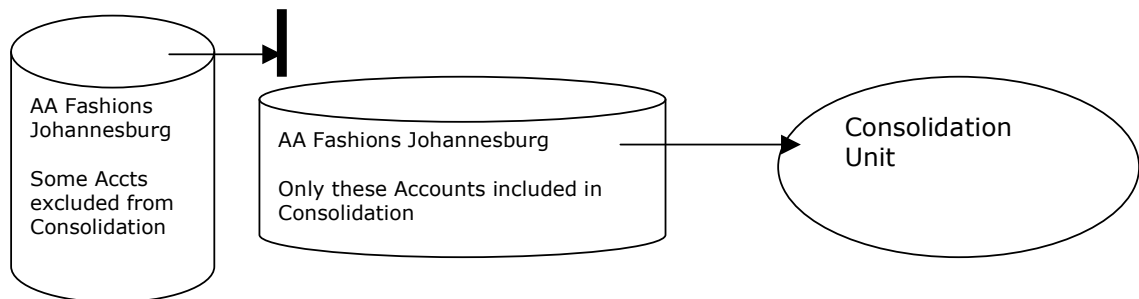
Consolidator supports variable Exchange Rates by Account




Consolidator supports Pro Rated (e.g. based on Share Holding %) Consolidation



Consolidator supports 'partial' Consolidation

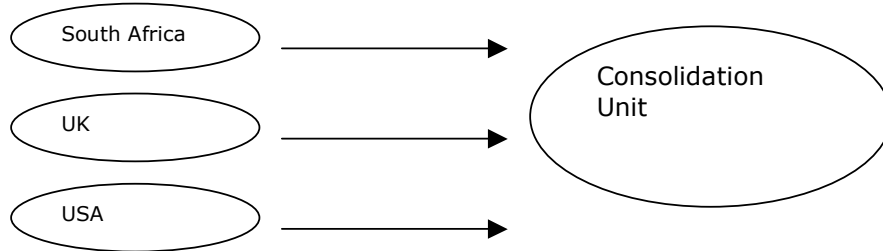


Have you used your IES  today?

Consolidator supports Single and Multi Step Consolidation


Single Step: -

Initialization = ON (i.e. build new Consolidation)




Multi Step: -

Step 1: Initialization = ON, Consolidate SA Operations
Now report on view of SA Operations



Step 2: Initialization = OFF (i.e. just ADD to current Consolidation), and Consolidate UK Operations
Now report on SA + UK Operations




Step 3: Initialization = OFF (i.e. just ADD to current Consolidation), and Consolidate USA Operations
Now report on SA + UK + USA Operations



Consolidator supports Standard and Adjustment Journals

After generation of a Single-step or at any step of a Multi-step Consolidation process, Recurring or Standard Journals, or Adjustment Journals may be processed in the Consolidation Unit.

Have you used your IES  today?

Consolidator supports Period off-set

The Consolidator is able to 'match' differently numbered Financial Periods in base DataMarts to the correct Periods in the Consolidator, and is also able to 'skip' 13th Period results when working with 'feeding' results where the base Enterprise uses a different Financial Year to the Consolidator Unit.

More Consolidator User Manuals



Above, we show the main Consolidator Options. These options may be divided into logical "work categories" of 'Preparation work' (initial preparations, set up and on-going maintenance of Consolidation parameters), 'pre-Consolidation Steps' and 'Consolidation Execution' steps.


The 'Mapping' and 'Chart of Accounts' options (A – G) are 'Preparation work' options, and are used for preparing to use the Consolidator.

Options K and L include Report Writing and Report Writing maintenance, and can be considered 'Preparation' work also.

The 'Latest Trial Balances' options (H-I) are considered 'pre-Consolidation Steps' and are used for electronically feeding Trial Balance results from remote operations, whether in IES or non-IES.

Actual 'Consolidation' steps include J (Build Consolidation), N (to TRACE how the Consolidation is constructed, i.e. to check results) and M (execution of Consolidation Reports).

Hint: Other options not included here are accessed by simply switching to another Module in the Consolidator DataMart, e.g. Ledger, Journal Processing, etc.


Have you used your IES  today?

The other Consolidator User Manuals are arranged as follows: -

- Understanding Consolidator Mapping
- Understanding the Charts of Accounts with Consolidator
- Working with Trial Balances as Consolidation Feeders
- Consolidation Reports
- Executing a Consolidation
- Using the Consolidation Trace
- Consolidator and Journals (Adjustment, Recurring)

© Infolab, 2006.

This Documentation is copyrighted by Infolab (Pty) Ltd. [www.infolab.cc] All rights are reserved. Licensed INFOLAB Business Partners and Users are granted permission, for internal use ONLY, to reproduce the Documentation, and to include amendments dealing with specific instructions local to your installation.

Have you used your IES  today?